



# Learning Book: How to upload photos

## How to upload using the app:

1. Download the app "MyLearningBook" on Google Play or App Store




2. Open the app and click on Upload icon  at the bottom of the page.



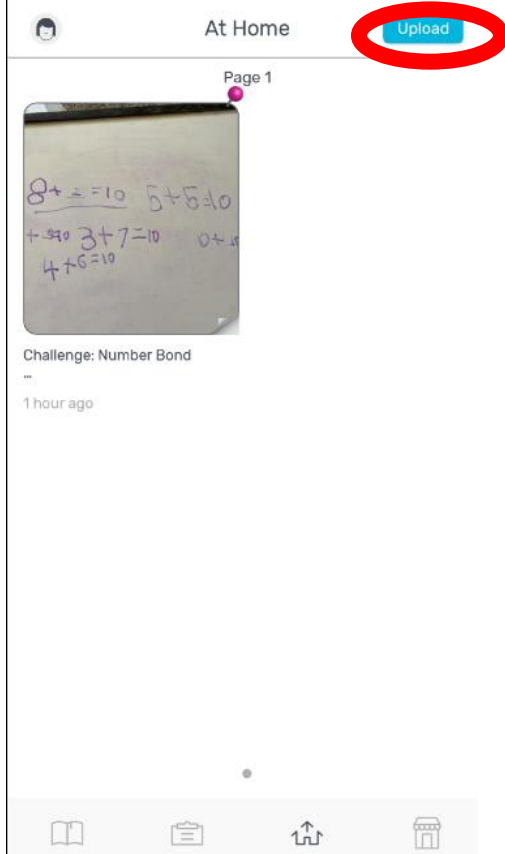
No Observations



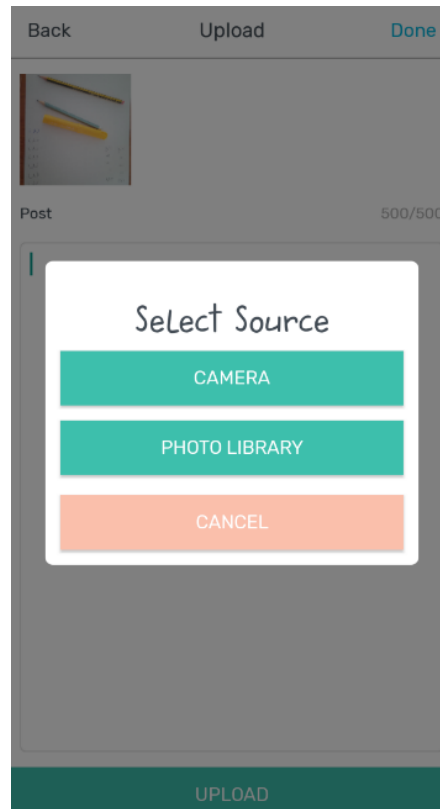
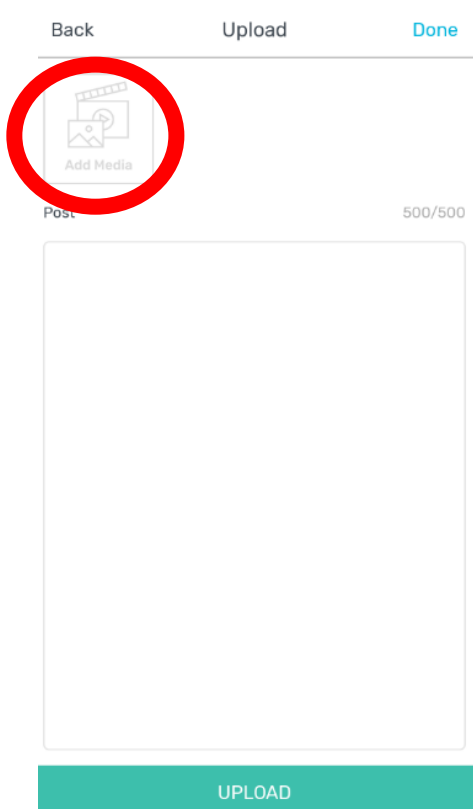
There are currently no observations available.



3. Click "Upload" on the top right corner



4. Click "Add Media" and "Select Source"



5. Write a short comment

Back Upload Done



Post 269/500

Maths Hunt:  
[Child's Name] found 2 pencils and a pen and counted them altogether to find the answer all by himself/herself.

"Mummy, there are 3 altogether"

With support s/he wrote the number sentence, and we practised writing 3.

Please write about

- What activity the child has done (e.g. Maths Hunt etc.)
- Whether it was independent or with support
- Child's comment if any (e.g. "There are 3 altogether", "you have to count them altogether")

6. When ready click "Upload" and you are done!

Back Upload Done



Post 269/500

Maths Hunt:  
[Child's Name] found 2 pencils and a pen and counted them altogether to find the answer all by himself/herself.

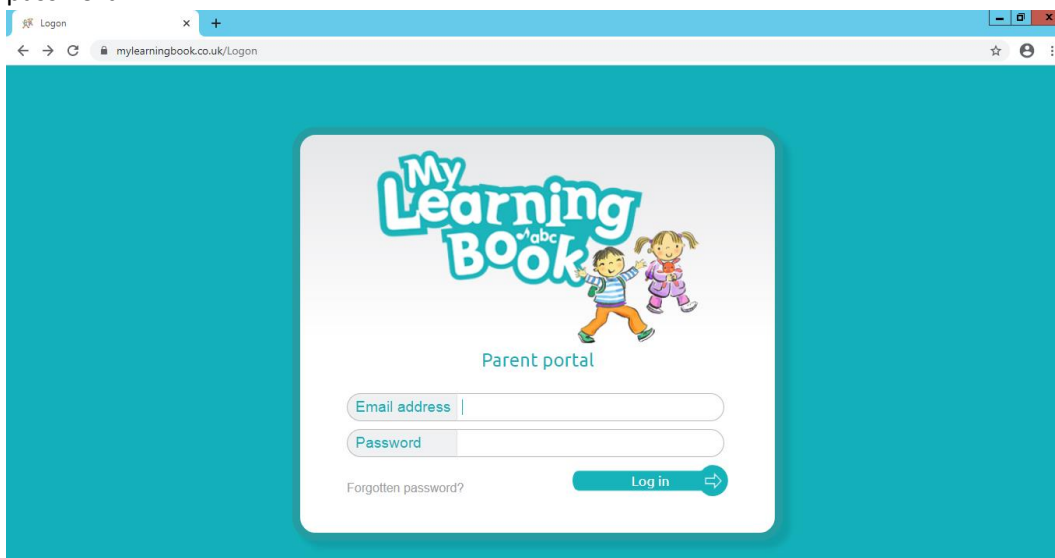
"Mummy, there are 3 altogether"

With support s/he wrote the number sentence, and we practised writing 3.

UPLOAD

## How to upload from the website:

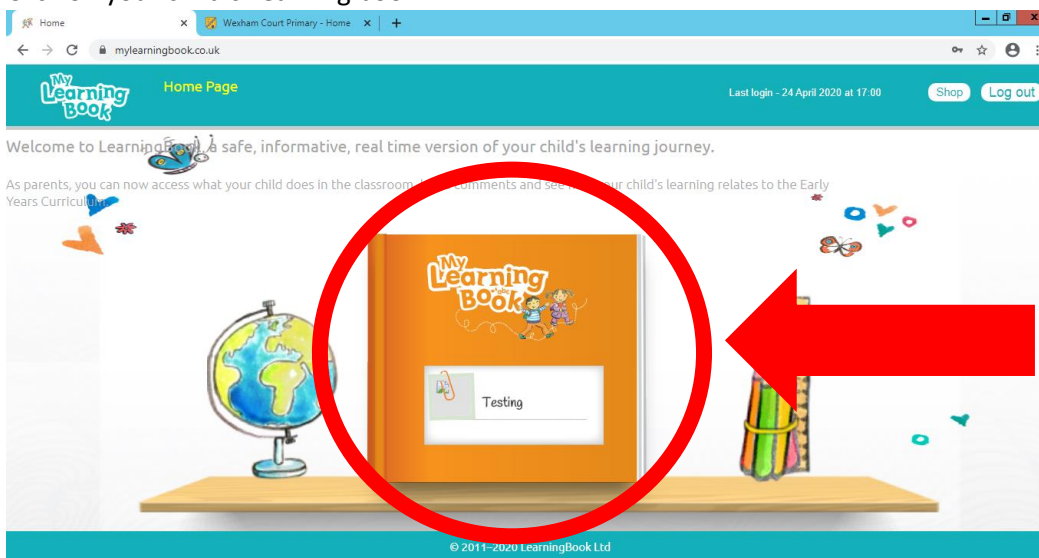
1. Go to <https://mylearningbook.co.uk/Logon> and login using your email address and password.



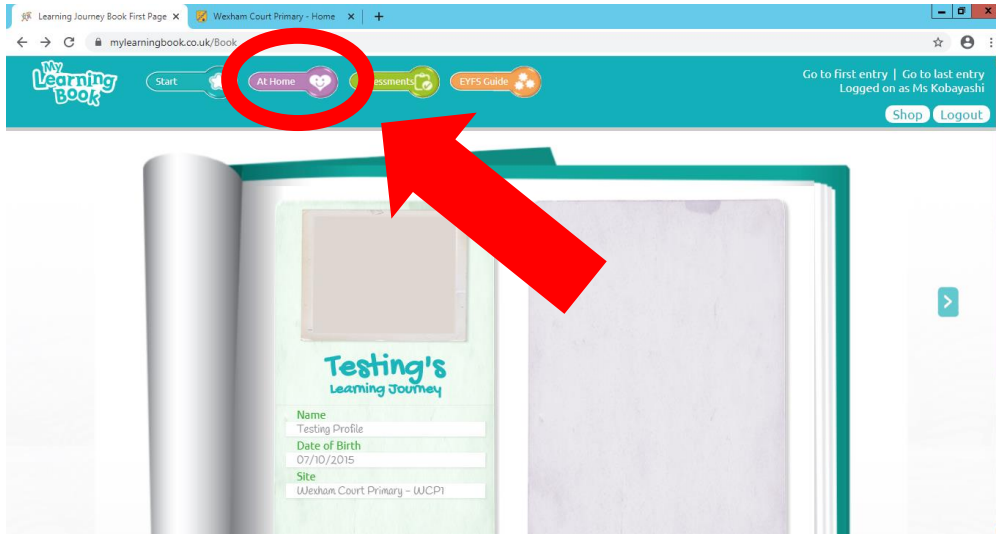
\*If you have forgotten your password, click “Forgotten Password?” at the bottom to reset your password.

\*\* If you still have a problem please contact the school at [mail@wexhamprimary.com](mailto:mail@wexhamprimary.com) and one of the staff will help you.

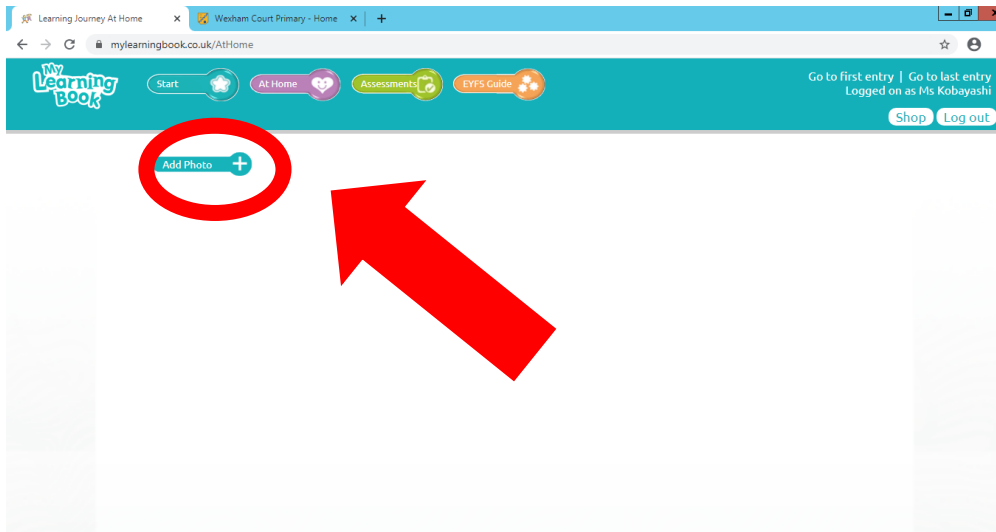
2. Click on your child’s Learning book



3. Click on "At Home" at the top

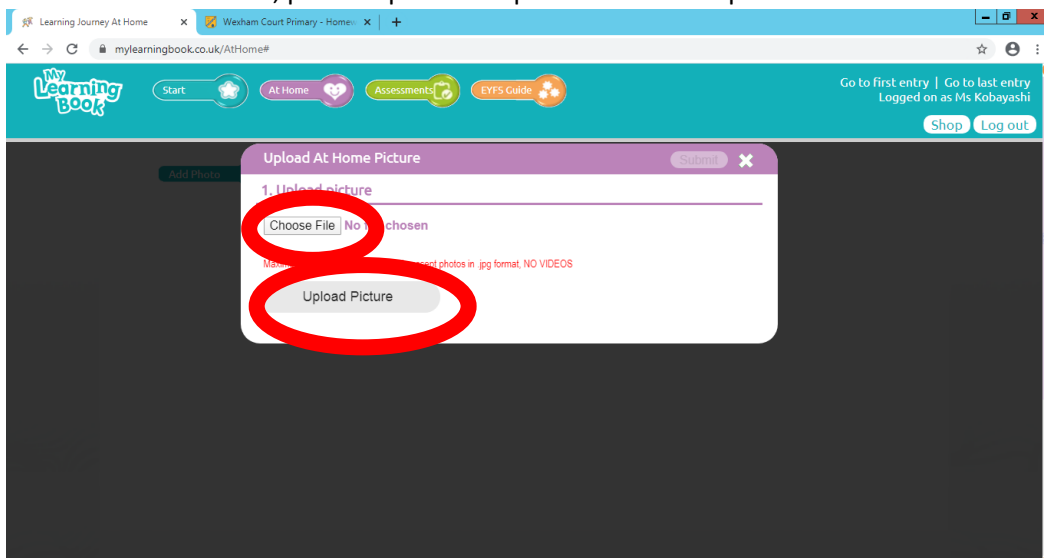


4. Click on "Add Photo"

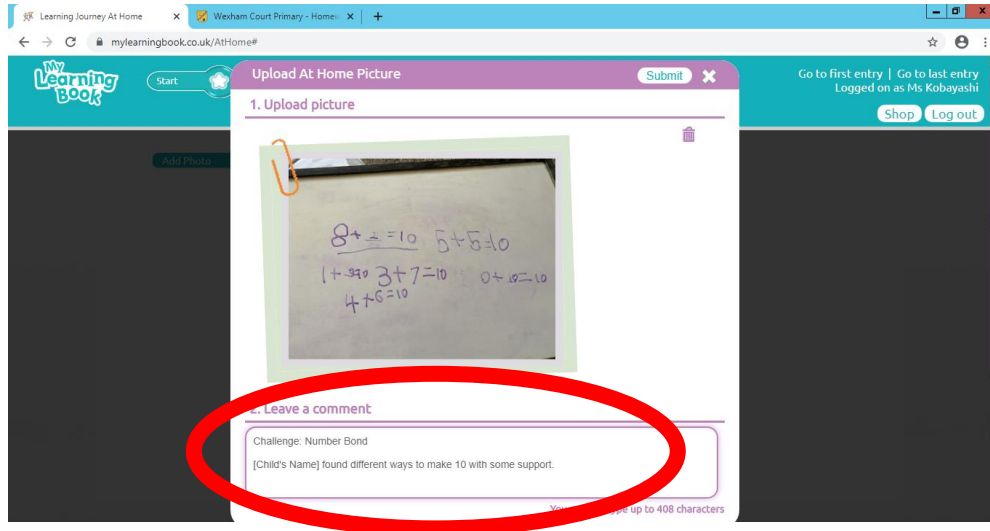


\* Please note that you can only upload photos. Videos CANNOT be uploaded.

5. Click on "Choose files", pick the photo to upload and click "Upload Picture"



## 6. Write a short comment



Please write about

- What activity the child has done (e.g. Challenge: Number bond to 10/ Planting outside etc.)
- Whether it was independent or with support
- Child's comment if any (e.g. "8+2=10", "I can use my toys to help me")

## 7. When ready click "Submit" and you're done!

